








**UNI 9006/1 (ex 6060) T6 - P - AL MG 0,5 SI 0,4 FE**

Diametro mm Diameter mm	Peso Kg./m Weight Kgs/m	Diametro mm Diameter mm	Peso Kg./m Weight Kgs/m	Diametro mm Diameter mm	Peso Kg./m Weight Kgs/m
ANGOLARE ANGLE 		30 x 60 x 3 30 x 50 x 4 40 x 80 x 5 50 x 100 x 5	0,710 0,820 1,552 1,957	CANALINI BASE LARGA BROAD BASE SMALL PIPES 	
10 x 10 x 1,5 10 x 10 x 2 15 x 15 x 2 20 x 20 x 2 25 x 25 x 2 30 x 30 x 2 35 x 35 x 2 40 x 40 x 2 50 x 50 x 2 20 x 20 x 3 25 x 25 x 3 30 x 30 x 3 40 x 40 x 3 50 x 50 x 3 30 x 30 x 4 40 x 40 x 4 50 x 50 x 4 40 x 40 x 5 50 x 50 x 5 80 x 80 x 5	0,075 0,097 0,151 0,205 0,259 0,313 0,367 0,421 0,529 0,300 0,381 0,461 0,624 0,786 0,610 0,820 1,046 1,027 1,297 2,107	TE T-SHAPED 		10 x 20 x 10 x 1,5 15 x 25 x 15 x 1,5 15 x 30 x 15 x 1,5 20 x 40 x 20 x 2 30 x 60 x 30 x 2 40 x 80 x 40 x 4 50 x 100 x 50 x 5	0,153 0,210 0,230 0,410 0,628 1,691 2,641
		10 x 10 x 2 15 x 15 x 2 20 x 20 x 2 25 x 25 x 2 30 x 30 x 2 40 x 40 x 2 50 x 50 x 2 20 x 20 x 3 25 x 25 x 3 30 x 30 x 3 40 x 40 x 3 50 x 50 x 3 30 x 30 x 4 40 x 40 x 4 50 x 50 x 4 50 x 50 x 5	0,097 0,151 0,205 0,259 0,313 0,421 0,529 0,300 0,381 0,461 0,624 0,786 0,610 0,830 1,037 1,282	CANALINI BASE STRETTA NARROW BASE SMALL PIPES 	
				15 x 10 x 15 x 1,5 20 x 10 x 20 x 1,5 30 x 15 x 30 x 2	0,150 0,190 0,385
ELLE L-SHAPED 		UNGHIEETTE PIENE FULL CROSS CUTTING CHISENS 		CANALINI LATI UGUALI EQUAL SIDED SMALL PIPES 	
10 x 10 x 1,5 10 x 20 x 2 10 x 25 x 2 12 x 25 x 2 15 x 20 x 2 15 x 25 x 2 15 x 30 x 2 20 x 30 x 2 20 x 40 x 2 15 x 25 x 3 15 x 30 x 3 20 x 40 x 3 25 x 50 x 3	0,095 0,151 0,178 0,190 0,178 0,205 0,232 0,259 0,313 0,299 0,340 0,461 0,583	6 x 13 x 1 7 x 18 x 1,5 7 x 25 x 1,5 7 x 30 x 1,5 7 x 35 x 1,1	0,065 0,105 0,135 0,140 0,120	8 x 8 x 8 x 1 10 x 10 x 10 x 1 12 x 12 x 12 x 1 15 x 15 x 15 x 2 20 x 20 x 20 x 2 25 x 25 x 25 x 2 30 x 30 x 30 x 2 35 x 35 x 35 x 2 40 x 40 x 40 x 2 30 x 30 x 30 x 3 40 x 40 x 40 x 3 50 x 50 x 50 x 3 40 x 40 x 40 x 4 50 x 50 x 50 x 4 40 x 40 x 40 x 5 50 x 50 x 50 x 5	0,059 0,076 0,092 0,221 0,302 0,383 0,464 0,545 0,626 0,680 0,923 1,166 1,209 1,533 1,485 1,890